

Great Wolf Lodge  
Niagara Falls, Ontario  
Version 3.0

MagiQuest®, MQ®, and the MQ logo are registered trademarks of  
New Kingdoms, LLC in the United States and other countries  
© 2015 New Kingdoms, LLC



THE  
Ancient Book  
OF  
Wisdom

## MAGIQUEST LOCATIONS

**2nd Floor: Forgotten Hallway**

**3rd Floor: Quest Stones**  
**Whispery Woods**  
**Enchanted Woods**

**4th Floor: Piney Path**  
**Tangled Wood**  
**Dragon's Lair**  
**Pixie's Dwell**

## TABLE OF CONTENTS

Your MagiQuest Wand	1
Your MagiQuest Journey	3
A Quest Walkthrough	5
Dazzle Rune Quest	7
Enchant Creature Rune Quest	9
Healing Rune Quest	11
Portal Rune Quest	13
Rune of Freezing Quest	15
Ice Arrow Rune Quest	17
Rune of Protection Quest	19
Celestial Rune Quest	21
Great Wolf Rune Quest	23
Master Magi Rune Quest	25
Pixie Adventure	29
Dragon Adventure	31
Ursa Major Adventure	33
Silver Dragon Adventure	37
Wand Toppers	39

## YOUR MAGIQUEST WAND

Use your wand to enchant crystals, reveal treasures, and do battle!

Focus your magic and cast your wand!



### Wand fell asleep?

Twist off the Wand Topper or cap and then attach it again to re-activate your wand.

Or ask a Magi in the store to check the batteries for you!



## YOUR MAGIQUEST JOURNEY

### Quests



**Start at the Quest Stones.**  
Cast your wand and then touch the screen to select a Quest.



**Find the magical items.**  
Cast your wand to collect the required items for your Quest as you explore the realm.



**Check your progress.**  
Visit any Status Station to see which items you still need for your Quest.



**Turn in the items.**  
Take the items to the correct Status Station to learn a new Rune spell!

3.

### Adventures




**Select an Adventure.**  
Cast at the Quest Stones and select Adventure from the menu. Each Adventure requires specific Runes.



**Complete the Adventure!**  
Follow the Adventure instructions in this book. Use your wand and your Runes to prevail!

### Gold & Experience (XP)



Cast at items and treasure to earn Gold. Complete Quests and Adventures to earn XP and level up your Magi rank!

Complete all of the main  
Quests and Adventures  
to become a Master Magi!



4.

## A QUEST WALKTHROUGH

1



Cast your wand at the Quest Stones.

2



Tap 'Quest'.

3



Tap to select a Quest.

4



Listen to the Questmaster's instructions.

5



Tap 'Accept' to start the Quest.

7



Cast your wand at each item to collect it!

6



Find the Quest in this Book.  
Follow the clues to find each item!

8



Visit a Status Station to check Quest progress.

9



Got all the items?  
Visit the right Magical Being to learn a new Rune!

10



Return to the Quest Stones to start a new Quest.

Learned enough Runes?  
Cast at the Quest Stones and start an Adventure!

5.

6.



## DAZZLE RUNE QUEST

Seek out the five crystals  
with colors so bright,  
Red, yellow, blue, purple,  
and finally, white.  
The Lady in the Leaves,  
in the woods so deep,  
Will grant the Dazzle Rune.  
It's all yours to keep.



Enchanted Woods hold  
Many secrets, it's said.  
It's here that the crystals  
Shine bright and glow red.



If I were a crystal  
So vibrantly blue  
In Enchanted Woods  
I'd be waiting for you.



Gems as yellow as the sun,  
Shimmer down on everyone!  
Up to Piney Path you'll surely find  
A crystal with an enduring shine.



Not far from where  
The Pixies dwell,  
The Purple Crystal  
Does as well!



It's in Tangled Woods  
That White Crystals glow.  
They shimmer and glimmer  
And glisten like snow!



With all five crystals in your possession,  
You're ready to make a dazzling impression.  
To Whispering Woods you now must wend,  
The Lady in the Leaves is your new best friend!



## ENCHANT CREATURE RUNE QUEST

Three hide in chests  
in the woods overgrown,  
The fourth in the portrait  
of a forest with a stone.  
Once you've found all  
and to the Pixie returned,  
Claim the reward  
which you've certainly earned.



They say that the Woods  
Are strange and Enchanted.  
It's right by the entrance  
Where this chest has been planted.



The Enchanted Woods  
Is the place I'd suggest  
To find the second  
Treasure chest!



Up the stairs and to the Piney Path  
You're likely to see  
The home of hidden  
Chest number three!



There once was an old hidden treasure.  
A Rune Rock, with worth beyond measure.  
With an eagle it can be found  
Where the Tangled Woods are wound.



Now to Pixies Dwell, to find your flying friend  
Your quest will soon be at its end.  
Cast your wand at the portal's emblem  
to summon her,  
Then watch as she floats from the tree right  
under her!



## HEALING RUNE QUEST

Shadow moss and knothole fungus,  
root of forest fern.  
Pure tree slime, find all in time,  
then quickly, Magi, return  
To the Princess fair  
and she'll prepare  
a potion for the ill,  
And very soon, the Healing Rune  
bestow on you she will.



If Forest Fern you wish to earn,  
Then hear this poem and heed it.  
The **Whispering Woods** contain the goods,  
So don't just stand there - beat it!



Shadow Moss is dark and cross  
And difficult to trace.  
The **Enchanted Woods** lay before us,  
In a shadowy place.



It's now time to find Tree Slime,  
So put away your fears.  
You'll climb the stair to the **Dragon's Lair**,  
Where it's very near.



Fungus, Fungus everywhere  
Along the **Tangled Path**.  
But if it grows upon your clothes,  
You'll have to take a bath!



To **Pixies' Dwell** you must go to find  
A princess most beautiful and kind.  
Cast your wand at the portal to summon she,  
Then she shall appear to spread much glee!





## PORTAL RUNE QUEST

To conquer this task, be daring and bold.  
Set out by first finding two thousand gold.  
Then seek out the Portal Star, where it sits  
And **five times** enchant  
with your wand and your wits!  
Enchant next the Portal Chest hiding afar,  
Then **five times** again, enchant the **same star**.  
And if you achieve this, and if you stand tall,  
Your last destination is  
The Lady in the Wall.



A golden opportunity  
To find that precious stuff.  
Requires you but to  
Look around, easily enough!



Twinkle, twinkle, Portal Star,  
How high above the realm you are!  
Outside the **Enchanted Woods** you bling,  
What magic does **five** sparkles bring?



The **Whispering Woods** are home to vines  
That twirl and twist and intertwine.  
The Rune Chest makes its home there too,  
So walk this wooded avenue.




Twinkle, twinkle, Portal Star,  
How you shimmer from afar!  
Cast **five times**, again up high,  
And see just where your magic lies.



With tasks complete on the quest you're pursuing,  
You've proved you know just what you're doing.  
To the Lady in the Wall, we hope you find her well,  
She waits by the stones near the **Pixies' Dwell**.



## RUNE OF FREEZING QUEST



In the Whispering Woods,  
a Lantern make glow.  
Along Tangled Woods,  
a Talking Tree you'll come to know.  
Through Piney Path,  
a Book you will find.  
And a Painting of Fairies  
will be yours in time.



One if by land, two if by sea,  
Just find a Lantern to light magically!  
The **Whispering Woods** are  
Where the lanterns loom.  
You're a bright Magi, you light up a room!



I think that I shall never see  
A thing as strange as a Talking Tree!  
It's up the stairs to the **Tangled Woods**.  
Travel there quickly, just as you should!



Go near the entrance  
To **Piney Path** and look.  
It's here that you'll find  
The Freezing Book.



It's on **Piney Path**  
That this Painting is found.  
A portrait of fairies performing  
On the ground and in the round!



With Tree, Book, Lantern, and Painting too,  
The rare Rune of Freezing waits for you.  
**Enchanted Woods** holds the Man in the Stump,  
Approach him slowly - he's kind of a grump!



## ICE ARROW RUNE QUEST

Heed close the words  
of the Questmaster's Tales.  
Seek out the Hawk's Claw  
and Ice Dragon Scales.  
Likewise the Snowflakes  
and Icicles too.

Then seek out the nesting Owl  
to tell you who's whooo.



By the chills of December,  
Through tempest storms tossed,  
Find a forest that glistens  
With Icicle frost.



Now two are alike,  
But these are unique.  
In the **Whispering Woods**  
Are the Snowflakes you seek.



To **Tangled Woods**  
You'll have to bound up.  
If **Dragon Scales**  
You wish to round up.



Into the depths of **Piney Path**  
You'll have to bravely walk.  
With stealth and awe, withdraw the claw  
But beware the rest of the Hawk!



You've found the ingredients  
And mixed them at great expense.  
Now to the wise old Owl repair.  
To the end of **Tangled Woods**,  
She's in a corner behind the stair.



## RUNE OF PROTECTION QUEST

Two thousand gold pieces  
require your collection.  
Then seek out the Chest  
where the Crown of Protection  
is hidden; the Hourglass  
will give assistance  
and lead, but be careful  
and please keep your distance!



Two thousand gold you seek to find?  
If you are brave and so inclined,  
Then be persistent, wise, and bold  
And you'll discover Chests of gold!



Enchanted Woods would be the place  
To find an Hourglass and embrace  
Its charms, but surely heed the chime.  
And Magi, don't run out of time!



This green regal Chest,  
Royal craftsmen designed it.  
In **Whispering Woods**  
You surely will find it.



In **Tangled Woods** you surely will see  
A man who grows tree-mendously!  
With all of these objects in your collection,  
The Treeman will grant the Rune of Protection.



## CELESTIAL RUNE QUEST

To summon Star Creatures,  
find the Telescope's location.  
Then Sun, Moon, and Stars,  
and the Book of Constellations.  
To the Armillary Stargazer  
for the Rune's great attraction:  
The power to call  
your Star Creatures to action.



To the Telescope nook  
The stairs you must climb,  
Then turn quickly to look  
And you'll find it in time.



The sun shines bright  
Its rays unfold.  
Look among the Pines,  
and behold.



Over to **Tangled Woods** the wise person goes  
Where each bold Magi sees  
A Moon that glows and each one knows  
It isn't made of cheese.



I tell you, it's to **Whispering Woods**  
You surely must be going.  
You'll find the stars there glistening  
And glittering and glowing.



Just a way down the **Woods**  
Is where the Magi look.  
And if you climb, there you'll find  
This ancient Constellations Book.



You've come quite a way, don't give up now.  
Down Piney Path, you'll find it somehow.  
To the Armillary Station you must tell.  
It's not far from where a Dragon dwells.



## GREAT WOLF RUNE QUEST

The Great Wolf is watching  
With keen, shining eyes.  
Find each wolf and return it  
To the Star Map's night skies.  
Then at last, find your Courage  
It's written in stone.  
One by one, you'll repeat this,  
'Til the Great Wolf is home.



The first Wolf that you must find  
Hides in the stars and trees.  
Near the top of the main stairwell,  
Here's there, catching the breeze.



Not too far from an old Quest Stone,  
You'll discover the Star Map.  
Return the wolf into the sky,  
So he can take a nap.



Search around for hefty rocks.  
Nearby, a Wolf waits.  
Then back up to the Star Map.  
The wolf cooperates.



Then to the Tangled Wood.  
A Wolf is hiding in a chest.  
You know what's next? Back to the stars!  
You're gonna win this quest!



Close to the Star Map, one more Wolf  
With bright and staring eyes.  
And now, return her to the Stars  
In velvet nighttime skies.



Within Whispering Woods, you will find  
Your Courage, bold and true.  
Then place this stone into the stars.  
The Great Wolf howls for you!



## MASTER MAGI RUNE QUEST

### PART ONE

Five stars in the sky and  
their powers beyond,  
need your help to light  
with a wave of your wand.

Then find the great Book of Stars,  
and five Stones of the Magi Code.

And you will become the most  
masterful Magi ever told.



Twinkle twinkle Magi's Star,  
How I wonder where you are.  
Look where Forest Ferns do grow,  
And there above, you soon shall know.



Twinkle twinkle Second Star,  
How I wonder where you are.  
Turn around and time will show it,  
Icicles will shine below it.



Twinkle twinkle Magical Star,  
How I wonder where you are.  
Use the stairs and once you're done,  
You'll find this star above the Sun.



Twinkle twinkle Shooting Star,  
How I wonder where you are.  
Straight ahead, the fungus knows,  
But don't get any on your clothes!



Twinkle twinkle Heaven's Star,  
How I wonder where you are.  
Down a pair of stairs you crawl,  
Deep into the Forgotten Hall.



Twinkle twinkle, five bright Stars.  
Bright as Jupiter and Mars.  
The Book's upstairs, so don't delay.  
Near Piney Path's main entryway.



## MASTER MAGI RUNE QUEST

### PART TWO

One final quest you must endeavor,  
If you wish to rule forever  
As a Magi, brave and bold,  
Through sagas sung and legends told.  
Find the Five Stones thus bestowed  
As the sacred Magi's Code.

CREATIVITY

Those keen of wit, and they alone,  
Possess the Creativity Stone.  
Don't wander from the **stellar Book**,  
You'll find it if you closely look.

COMMUNICATION

Those bold of tongue, and they alone,  
Possess the Communication Stone.  
The **Enchanted Woods**, search in there.  
Just grab the rail and head downstairs.

COLLABORATION

Those free of greed, and they alone,  
Possess the Collaboration Stone.  
To find this relic with your eye, head to  
The **Quest Stone** and search nearby.

COURAGE

Those strong of nerve, and they alone,  
Possess the mighty Courage Stone.  
To gain this prize, be true of spirit. Find the  
**Book of Constellations** and look near it.

COMPROMISE

Those pure of heart, and they alone,  
Possess the valued Compromise Stone.  
Find all the stones and do not miss one.  
The **Forgotten Hallway's** hiding this one!



Now in the grand Magi tradition,  
Complete one final valiant mission.  
Find the Master Magi treasure chest  
Where **Pixies fly** and **Dragons nest**.





## PIXIE ADVENTURE

You will need these Runes:



DAZZLE



HEALING



ENCHANT

Serena the Pixie cried out with a sigh,  
“My crystal’s gone missing  
and now I can’t fly!”  
Seek out the lost crystal,  
return it and then,  
her powers of flight  
will be whole once again!



To start your task and set the stage,  
First find a creature in a cage.  
It’s hanging above the lobby, way up high.  
Outside Enchanted Woods, you might spy!



Next to the Quest Stone you must stride out.  
Find Trixie Pixie in her hideout.  
Trixie Pixie will suggest  
To find the crystal in a secret chest.



Journey through the halls to find  
where the Pixie’s Crystal rests.  
You might be lucky to find it in  
A red and secret chest.



Now up the stairs to the Pixie, hurry  
To heal the Pixie’s Crystal in a flurry.  
Twice you must use your healing spell.  
“Your magic is working,” she will tell.



Then twice the dazzle the Crystal,  
To make it sparkle.  
And thus the Pixie’s Crystal will be fixed.  
Remarkable!



## DRAGON ADVENTURE

You will need these Runes:



PORTAL



FREEZE



PROTECTION



ICE ARROW

Charlock the Dragon  
has just been released!  
He aims to destroy MagiQuest!  
Duel to the finish  
this fire-breathing beast,  
And prove that your skills  
are the best!



First the Dragon's Painting you must find,  
Hidden in the **Forgotten Hall** is where it resides.  
**Memorize** the order of the painting's symbols  
For once you need them, you must be nimble.



Now to the Dragon's Lair to show your stuff.  
Cast at the symbols in the pillars of his lair.  
But be warned, he is quite tough,  
For a mighty battle now you shall prepare.




Now to use the Portal Rune,  
Once you unlock his gate.  
Make sure you use your Runes in time  
To seal that Dragon's fate.



Once Charlock awakes, he shall laugh and taunt,  
But heed no mind, for he only attempts to daunt.  
He shall unleash a **fiery breath** of brimstone smell  
But worry not, cast your **Protection Spell!**



Then **Freeze** the mighty beast you must!  
Then let your **Ice Arrow** fly in a magical thrust!  
Repeat your last three spells twice more,  
And Charlock shall not bother you any more.



## URSA MAJOR ADVENTURE

### PART ONE

You will need these Runes:



**GREAT WOLF**



**CELESTIAL**

Ursa Major once made her home up in the sky.  
But the spot where she slept is now black.  
So three animal guides and an Amulet find  
if you hope to reveal the way back.



The Wolf and the Eagle, on canvas together.  
A fury of fangs, a flurry of feathers!  
Above there's a Star that shines without fade.  
**Forgotten Hallway** is where  
This painting is displayed




By the mighty **Quest Stones**,  
It's advised that you walk,  
To seek out the portrait  
of the **Red-Shouldered Hawk**.



For the **Amulet Chest**  
To be found and possessed,  
Down the **Piney Path**  
Go if you yearn it.  
**Near the Armillary Station**  
Is this chest's location.  
Cast your wand at it  
Three times to earn it.

But wait, your quest is not yet through!  
Just turn the page to start Part Two!



## URSA MAJOR ADVENTURE

### PART TWO

You will need these Runes:



**GREAT WOLF**



**CELESTIAL**

This part of the quest will require five Gems  
And their order is fixed and defined.  
Then each one you'll return  
to her amulet chest.  
And the Bear will again be enshrined.

35.



In **Piney Path**, a Ruby glitters,  
Red, like blazing fire.  
Just wave your wand to satisfy  
your deepest heart's desire.



Then, next the **Emerald** gem.  
Its brilliant glow will fill the air.  
Search **outside the woods Enchanted**,  
And you're sure to find it there.



And now to the **Forgotten Hall**,  
Where, on a wall down there,  
The **Sapphire** twinkles blue and cool  
But I've forgotten where.



Journey through the **Whispering Woods**  
To find a gem of gold.  
The **Topaz** shines like brightest sun,  
Or so I have been told.



Now venture through the **Tangled Woods**  
To claim the final stone.  
The **Diamond** twinkles like a star.  
It's time to take it home!



Return to **Pixie's Dwell** and.  
Light the **Pixie's Crystal** there.  
Now cast at **Ursa's amulet**  
To meet this friendly Bear.



Now cast your wand at **Ursa**  
**Five more times**. The gems will fly  
To the amulet. It's now complete!  
The Bear's back in the sky!

36.



## SILVER DRAGON PORTAL ADVENTURE

For Master Magi only!  
And you must first defeat the Red Dragon!



MASTER MAGI



RED DRAGON

The Silver Dragon is loose  
And the Kingdom's in danger!  
Lokari and Willow do ask  
Your help in defeating  
this large scaly stranger!

37.

### The Shield or the Dragon?



Cast at the **Crystal**; it needs to be green.  
Then the **Podium**. Time to decide:  
Get the Shield to increase your defenses,  
Or let bravery now be your guide!

### The Crystal Shield



If you go to a **Station**, a riddle is shown.  
Read the verse, find the **Crystal**, and cast.  
Then more riddles x4 you will need to complete,  
And the Shield you'll acquire at last!

### Silver Dragon Battle



Colored gems are suspended high up in the sky.  
Pay attention, and **watch how they glow**.  
You will need to commit the **same order** to mind,  
Then **repeat them by tapping below**.



But don't tarry, brave Magi! Don't make a mistake!  
Stay enthralled, captivated, and rapt.  
Once you're done, **tap the Rune** and now  
**cast at the Dragon!**  
Then watch as this monster gets zapped!



Silver Dragons are strong and not easily beat.  
Keep your wand and your wits close at hand.  
Just stay focused and calm to conquer this foe,  
And peace will return to the land.

38.

## WAND TOPPERS

Wand Toppers add fantastic new powers to your wand!



Defeat the Red or Silver Dragon in one shot...



...heal yourself while battling the Dragon or heal the Pixies' Crystal to restore their powers of flight...



...unlock helpful hints...



...or spread chaos and laughter throughout the realm!

## Using Wand Toppers

1




Screw the Wand Topper onto your wand.

2



Go to the Quest Stones. Find the Toppers page on the game menu.

3



Select the Wand Topper you want to equip.

Each Wand Topper carries one charge.

After you have used your Topper's power, you will need to recharge it by completing specific tasks in the game.



ἸΟΥΡΠΕΥ ΠΟΤΕΣ

ἸΟΥΡΠΕΥ ΠΟΤΕΣ

ΪΟΥΡΠΕΥ ΠΟΤΕΣ

43.

